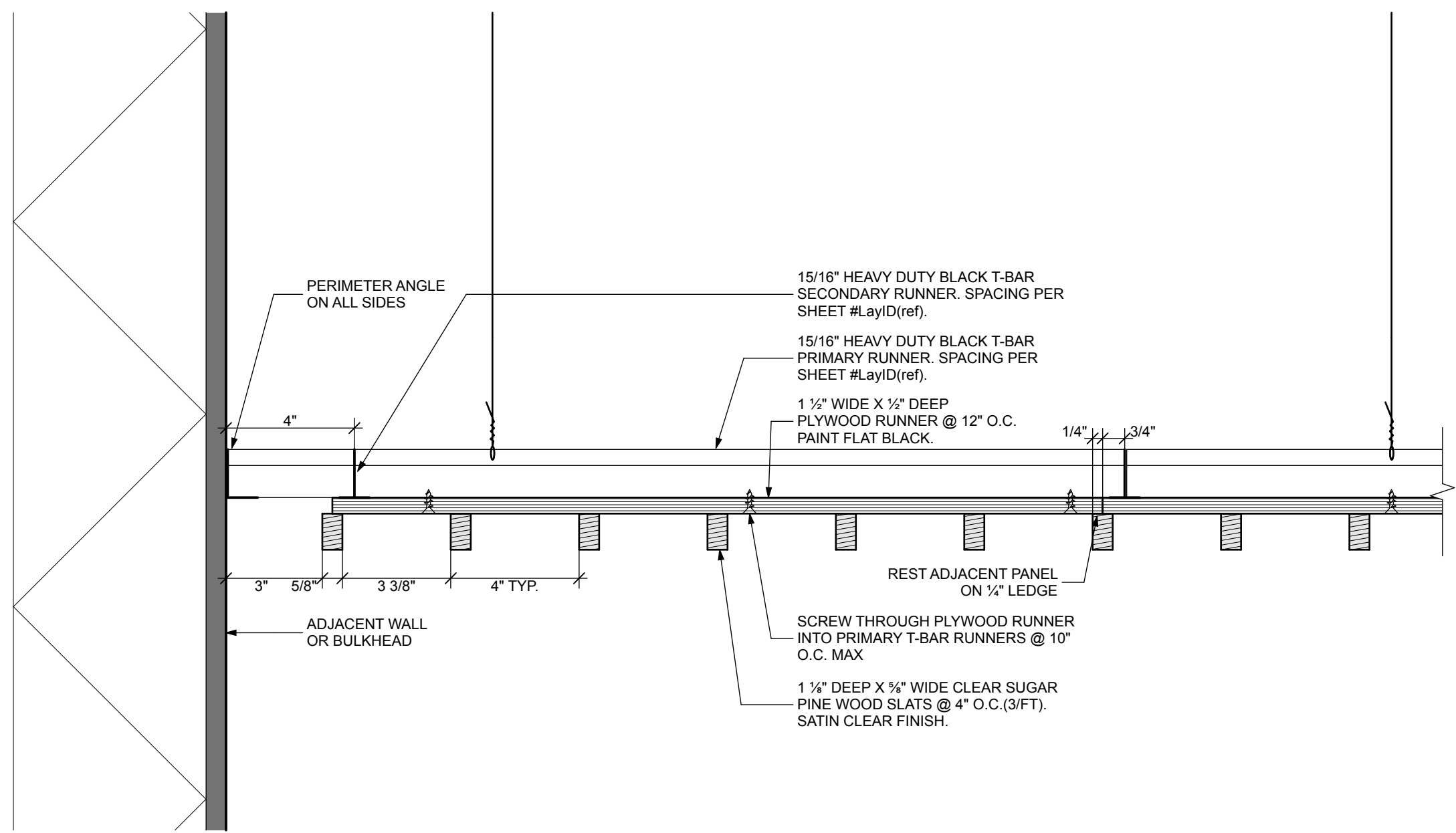


6 PANEL ATTACHMENT PLAN
SCALE: 3" = 1'-0"



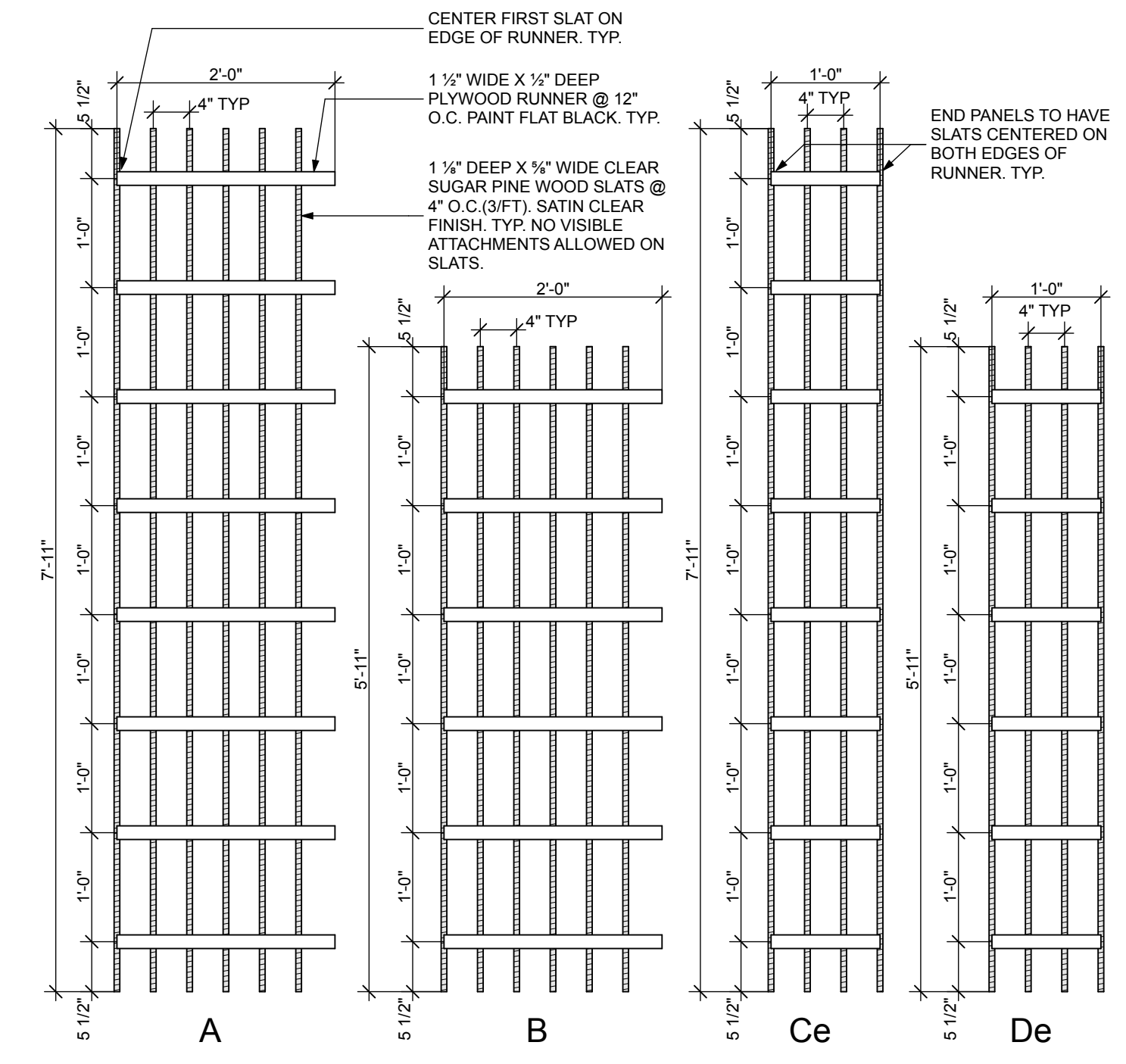
5 PANEL ATTACHMENT SECTION
SCALE: 3" = 1'-0"

- SLAT CEILING NOTES**
- STARTING POINT ON SLAT CEILING PLANS DENOTES WHERE T-BAR LAYOUT IS TO BEGIN. REFER TO 6/A19.
 - DIMENSIONS ON SLAT CEILING PLANS ARE TO CENTER OF T-BAR. VERIFY IN FIELD. RUNNERS NOT SHOWN FOR CLARITY.
 - LENGTH OF PANELS TO BE HELD 1" OFF ALL WALLS AND FROM ADJACENT PANELS.
 - WIDTH OF PANELS TO BE HELD OFF WALL AND ATTACHED TO ADJACENT PANEL PER 6/A19.
 - PREFABRICATED PANELS TO BE CONSTRUCTED PER 4/A19.
 - SLAT ENDS ARE NOT TO CANTILEVER MORE THAN 6" PAST RUNNER.
 - TYPICAL 3 MEMBERS/FT SLAT PANEL HAS 71.5% OPENNESS.

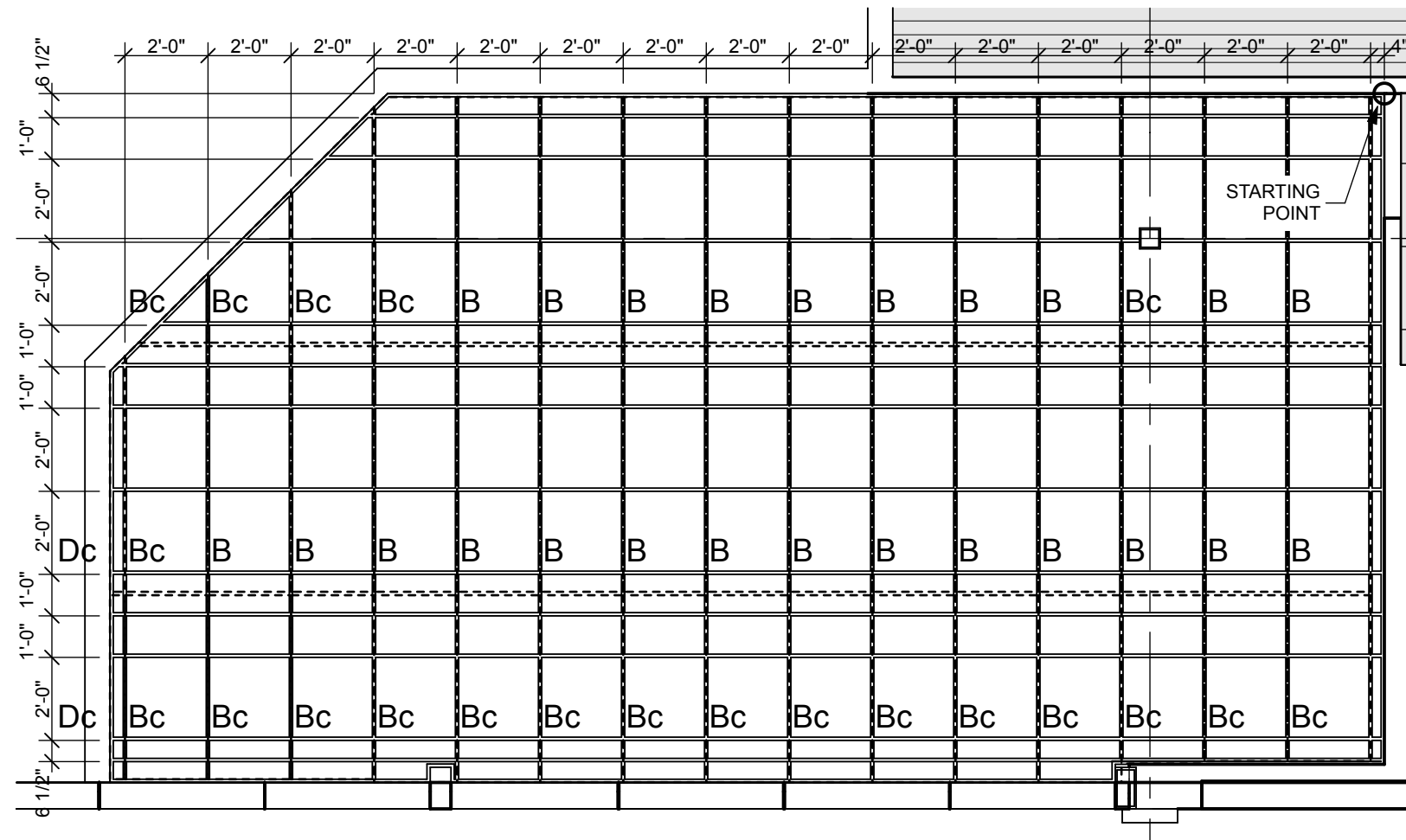
CEILING PANEL MATRIX

ROOM	A	Ac	Ae	Aec	B	Bc	C	Cc	D	Dc
PRODUCE CEILING COUNT	48	3	2	1						
VITAMIN CEILING COUNT	98	4				25		4		1
COMMUNITY CEILING COUNT					24	21				2
TOTAL	144	7	2	1	24	46	0	4	0	3


LEGEND:
 'A' - PANEL LAYOUT, RE: 4/A19
 'C' - CUSTOM CUT PANEL, VERIFY IN FIELD.
 'e' - END CONDITION



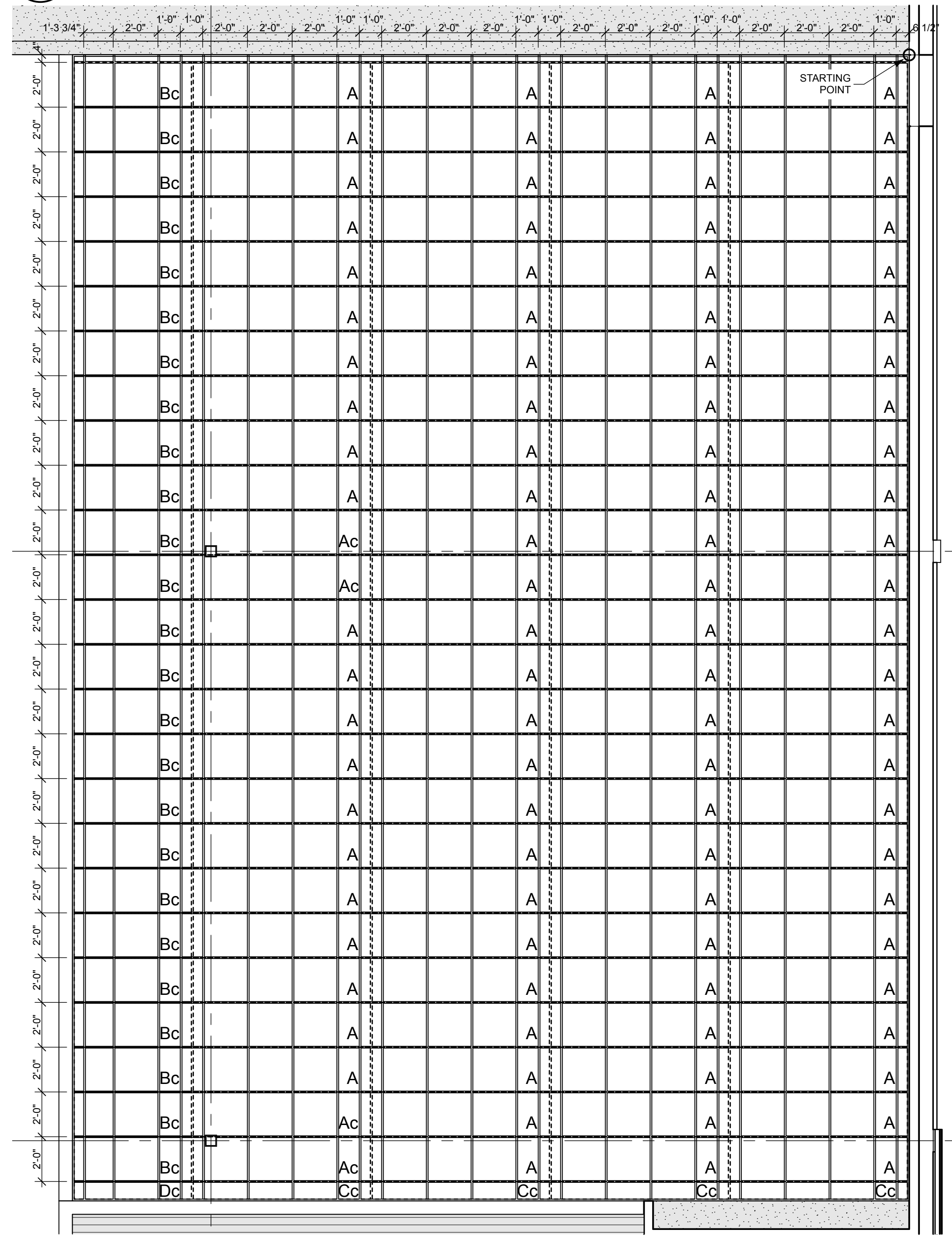
4 PANEL LAYOUT
SCALE: 3/4" = 1'-0"



3 COMMUNITY ROOM SLAT CEILING
SCALE: 1/4" = 1'-0"



2 PRODUCE SLAT CEILING PLAN
SCALE: 1/4" = 1'-0"



1 VITAMINS SLAT CEILING
SCALE: 1/4" = 1'-0"

COPYRIGHT 2013
This document is an instrument of service, and as such, remains the property of the Architect. Permission for use of this document is limited and can be extended only by written agreement with vega architecture llc

vega
architecture llc
1335 elati st, unit a
denver, co 80204
t: 303.872.0487
c: 720.841.7301
f: 480.275.3797

SPECIALTY RETAILER
VCOCW
1433 WASHINGTON STREET
DENVER, COLORADO 80203

08.07.2013
PERMIT & CONSTRUCTION

sheet title: Enlarged Slat Ceiling Plan
sh by
app dg
A19 of 26
sheet no.